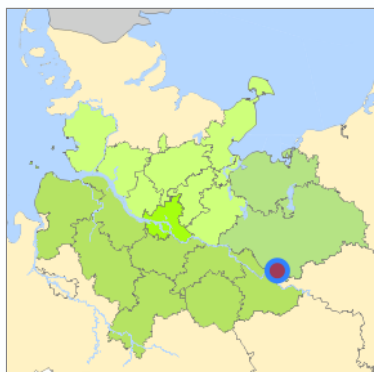
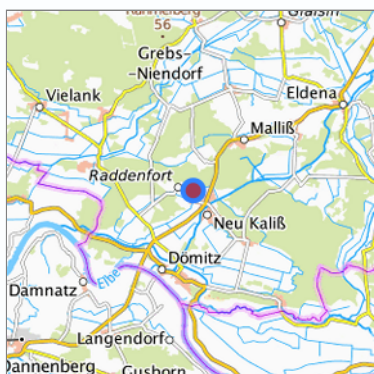


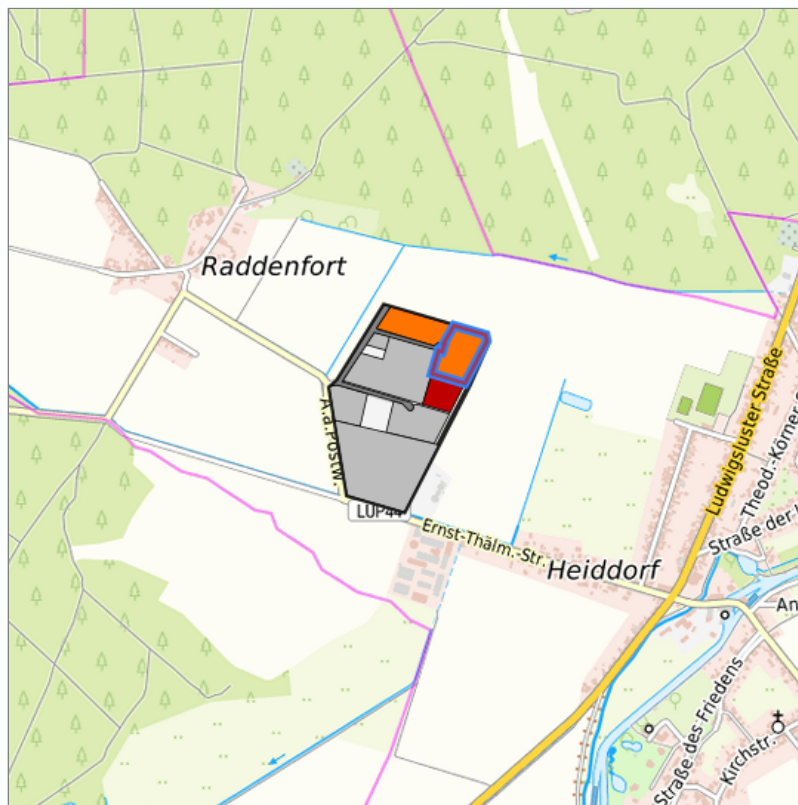
Neu Kaliß Industrie- und Gewerbegebiet (003) at Neu Kaliß, Landkreis Ludwigslust-Parchim



Location in the Hamburg Metropolitan Region



Location in the requested region



Detailed view of the requested site

Legend

Availabilities

 Immediately	 short term (2 years)	 medium term (2-5 years)
 long-term (> 5 years)	 optional area (bindingly reserved)	 occupational pension plan
 not available		

Brief description

Description of the parcel
Municipality/city

Neu Kaliß Industrie- und Gewerbegebiet
Neu Kaliß

Parcel

Property size (m ²)	22,100.46
Availability	available at short notice
focus use	agriculture
further use	unavailable

Legal planning situation

Commercial space secured by planning permission	Yes
Building area according to land use plan	commercial building area
Existing planning law	§30 BauGB (qualified development plan)

Type and extent of building and land use

Specific type of structural use	GI
Development situation	partially accessible
24-hour operation	Yes
possible site occupancy ratio	0.8
possible floor area figure	Not fixed
possible number of full floors	No information
possible height of building structures	10
cubic index	8

Exclusions/restrictions of land use

restrictions to mobilization	Exclusions of use through development plan and / or Â§34,35 BauGB (for example BImSchG, Seveso-RL), noise emissions
------------------------------	---

Infrastruktur of site

broadband availability (at least 50 MBit/s)	Yes
quay edge	No
quay edge with sea-going vessel deep water	No
direct rail connection	No
electricity connection	Yes
gas connection	Yes
water connection	Yes
wastewater connection	Yes

Proprietary situation and marketing intention

proprietary situation	Public
-----------------------	--------

Detailed information about commercial zone

Gross surface area (ha)	22.9766
Sector focus	other manufacturing sectors , machinery and vehicle construction , construction industry
Type of location of commercial estate	classic commercial estate , location for emission-intensive industry

Transport accessibility

Motorway	A 24 Hamburg - Berlin	36.0 km
Main road	B191	3.0 km
Regional airport	Hamburg	100.0 km
Port	Dömitz	15.0 km
Availability of public transport	Not specified	

Links to the commercial zone

[B-Pan 1](#)

[B-Plan 1; 1st amendment](#)

Photographs of the commercial zone



Information about Neu Kaliß

GDP per capita (in €) (district level)	25,438.00
Rate of unemployment (in %) (district level)	5.80
Inhabitants of the municipality	1,930
Trade tax rate	381
Property tax B	427

Contact

Berit Steinberg
Wirtschaftsförderungsgesellschaft Südwestmecklenburg mbH
Geschäftsführerin
Garnisonsstr. 7
19288 Ludwigslust
[+49 3871 722-5600](tel:+4938717225600)
info@invest-swm.de
www.invest-swm.de