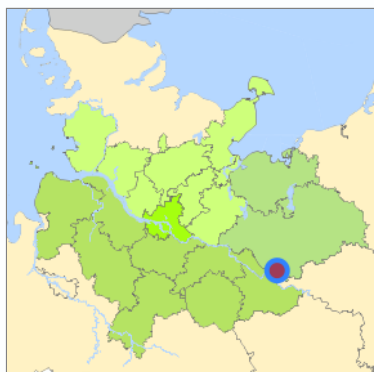
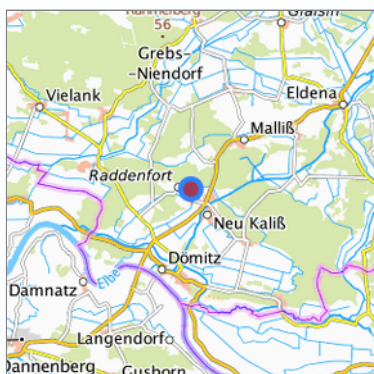


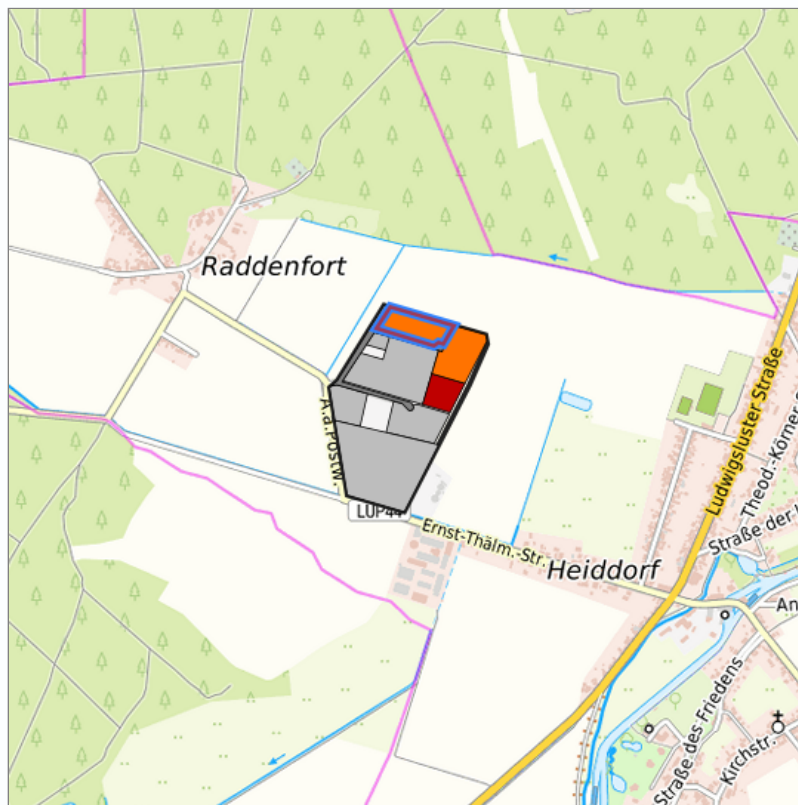
## Neu Kaliß Industrie- und Gewerbegebiet (003 (Kopie) Verkauft in 07/2020) at Neu Kaliß, Landkreis Ludwigslust-Parchim



Location in the Hamburg Metropolitan Region










Location in the requested region



Detailed view of the requested site

### Legend

#### Availabilities

 Immediately	 short term (2 years)	 medium term (2-5 years)
 long-term (> 5 years)	 optional area (bindingly reserved)	 occupational pension plan
 not available		

### Brief description

Description of the parcel  
Municipality/city

Neu Kaliß Industrie- und Gewerbegebiet  
Neu Kaliß

## Parcel

Property size (m <sup>2</sup> )	18,969.52
Availability	available at short notice
focus use	agriculture
further use	unavailable

## Legal planning situation

Commercial space secured by planning permission	Yes
Building area according to land use plan	commercial building area
Existing planning law	§30 BauGB (qualified development plan)

## Type and extent of building and land use

Specific type of structural use	GI
Development situation	partially accessible
24-hour operation	Yes
possible site occupancy ratio	0.8
possible floor area figure	Not fixed
possible number of full floors	No information
possible height of building structures	10
cubic index	8

## Exclusions/restrictions of land use

restrictions to mobilization	Exclusions of use through development plan and / or Â§34,35 BauGB (for example BImSchG, Seveso-RL), noise emissions
------------------------------	---

## Infrastruktur of site

broadband availability (at least 50 MBit/s)	Yes
quay edge	No
quay edge with sea-going vessel deep water	No
direct rail connection	No
electricity connection	Yes
gas connection	Yes
water connection	Yes
wastewater connection	Yes

## Proprietary situation and marketing intention

proprietary situation	Private
-----------------------	---------

## Detailed information about commercial zone

Gross surface area (ha)	22.9766
Sector focus	other manufacturing sectors , machinery and vehicle construction , construction industry
Type of location of commercial estate	classic commercial estate , location for emission-intensive industry

## Transport accessibility

<b>Motorway</b>	A 24 Hamburg - Berlin	36.0 km
<b>Main road</b>	B191	3.0 km
<b>Regional airport</b>	Hamburg	100.0 km
<b>Port</b>	Dömitz	15.0 km
Availability of public transport	Not specified	

## Links to the commercial zone

[B-Pan 1](#)

[B-Plan 1; 1st amendment](#)

## Photographs of the commercial zone



## Information about Neu Kaliß

GDP per capita (in €) (district level)	25,438.00
Rate of unemployment (in %) (district level)	5.80
Inhabitants of the municipality	1,930
Trade tax rate	381
Property tax B	427

## Contact

Berit Steinberg  
Wirtschaftsförderungsgesellschaft Südwestmecklenburg mbH  
Geschäftsführerin  
Garnisonsstr. 7  
19288 Ludwigslust  
[+49 3871 722-5600](tel:+4938717225600)  
[info@invest-swm.de](mailto:info@invest-swm.de)  
[www.invest-swm.de](http://www.invest-swm.de)