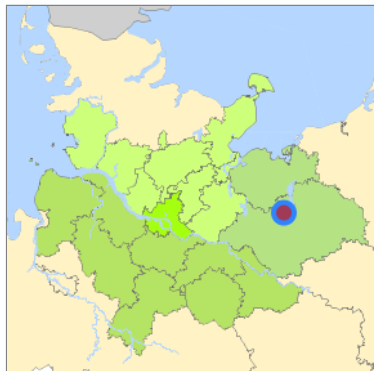
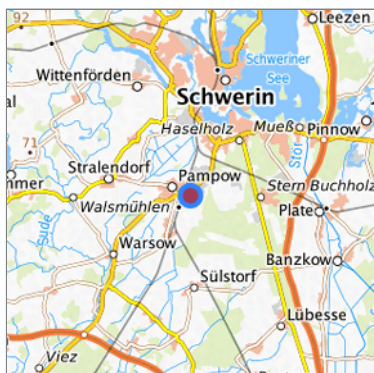


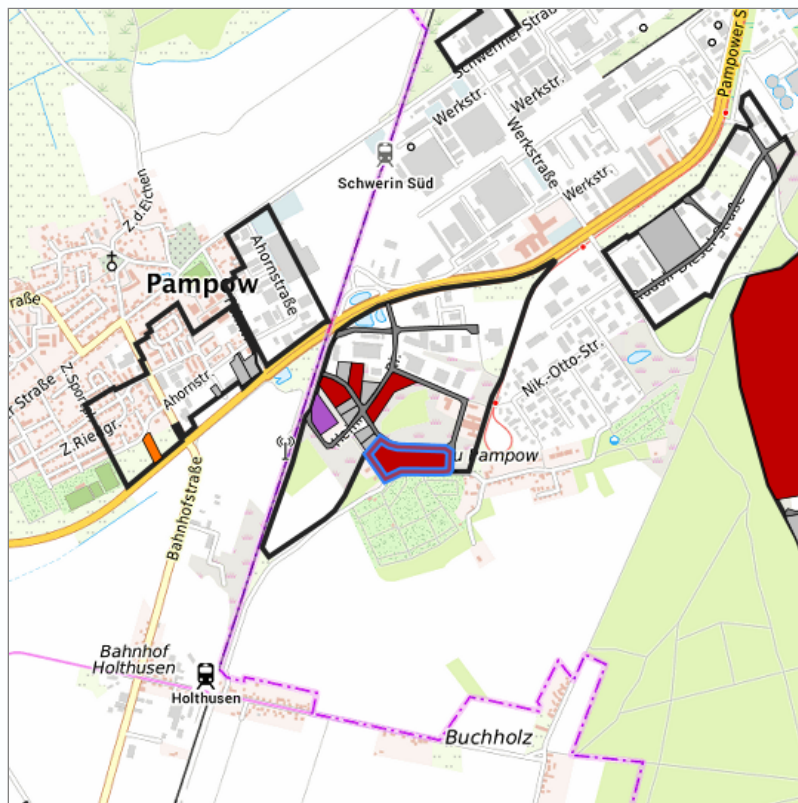
Gewerbegebiet Am Fährweg (Schwerin Süd Baufeld III) (südliche Fläche an der Alexander-Behm-Straße (3,7 ha)) at Schwerin, Landeshauptstadt Schwerin



Location in the Hamburg Metropolitan Region



Location in the requested region



Detailed view of the requested site

Legend

Availabilities



Immediately



long-term (> 5 years)



not available



short term (2 years)



optional area (bindingly reserved)



medium term (2-5 years)



occupational pension plan

Kurzbeschreibung

Gewerbegebiet
Gemeinde/Stadt

Gewerbegebiet Am Fährweg (Schwerin Süd Baufeld III)
Schwerin

Parcel

| | |
|----------------------------------|-----------------------|
| Property Size (M ²) | 31,145.7 |
| Space Can Be Parcelled Freely | Yes |
| Availability | immediately available |

type and extent of building and land use

| | |
|------------------------------------|------------------|
| Specific Type Of Structural Use | Gee |
| Development Situation | fully accessible |

Transport Accessibility

| | | |
|--|-----------|---------|
| Motorway | A 14 | 10.0 km |
| Motorway | A 24 | 15.0 km |
| Motorway | A 20 | 35.0 km |
| Main Road | 321 | 0.1 km |
| Main Road | 106 | 3.5 km |
| Main Road | 104 | 10.0 km |
| Vorhandensein Rad-/Fußweg | sidewalk | |
| Availability Of Public Transport | Available | |
| heavy goods vehicle traffic suitability | Yes | |

Contact

Kathrin Hoffmann
Landeshauptstadt Schwerin
Beraterin
Am Packhof 2-6
19053 Schwerin
[+49 385 545-1652](tel:+493855451652)
khoffmann@schwerin.de
www.schwerin.de