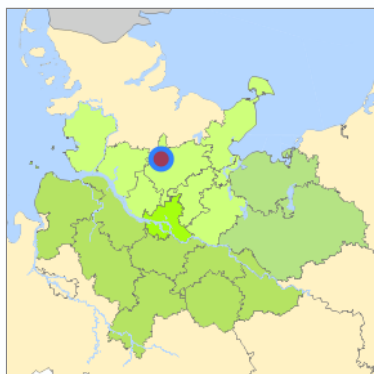
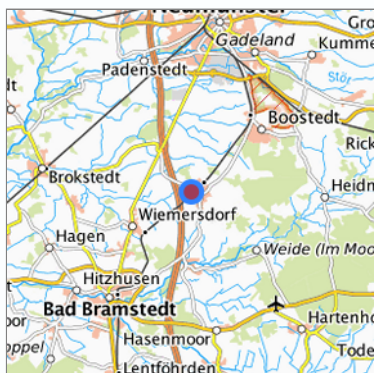


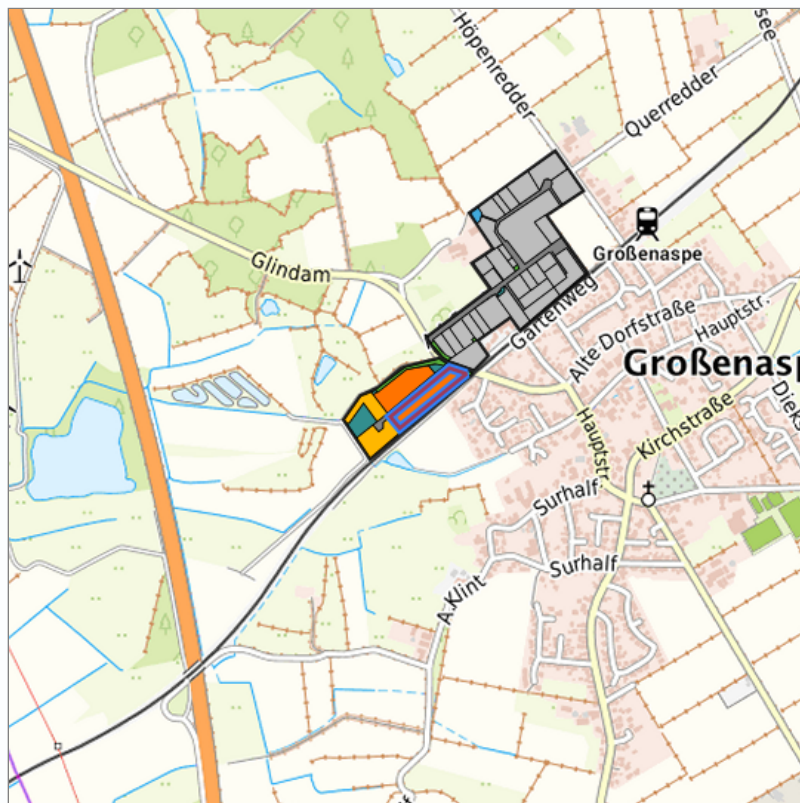
B-Plan Nr. 25 - Gemeinde Grobenaspe ("GE-Gebiet nördl. Eisenbahnstrecke, südwestl. Brokenlander Straße. Östlich des Meiereigrabens" (Kopie)) at Grobenaspe, Kreis Segeberg



Location in the Hamburg Metropolitan Region









Location in the requested region



Detailed view of the requested site

Legend

Availabilities

- | | | |
|---|--|---|
|  Immediately |  short term (2 years) |  medium term (2-5 years) |
|  long-term (> 5 years) |  optional area (bindingly reserved) |  occupational pension plan |
|  not available | | |

Brief description

Description of the parcel
Municipality/city

B-Plan Nr. 25 - Gemeinde Grobenaspe
Grobenaspe

Parcel

Property size (m ²)	10,770.82
Availability	available at short notice
focus use	building stock
further use	storage area

Legal planning situation

Commercial space secured by planning permission	Yes
Building area according to land use plan	commercial building area
Existing planning law	not (yet) permitted, display only as building area

Type and extent of building and land use

Specific type of structural use	GE
Development situation	not accessible
24-hour operation	Not specified
possible site occupancy ratio	No information
possible floor area figure	No information
possible number of full floors	No information
possible height of building structures	No information
cubic index	No information

Exclusions/restrictions of land use

restrictions to mobilization	building law
------------------------------	--------------

Infrastruktur of site

broadband availability (at least 50 MBit/s)	Not specified
quay edge	No
quay edge with sea-going vessel deep water	No
direct rail connection	No
electricity connection	Yes
gas connection	Not specified
water connection	Yes
wastewater connection	Yes

Proprietary situation and marketing intention

proprietary situation	Public
-----------------------	--------

Detailed information about commercial zone

Gross surface area (ha)	4.8756
Sector focus	not specified
Type of location of commercial estate	Not specified

Transport accessibility

Availability of public transport	Not available, but possible
----------------------------------	-----------------------------

Contact

Theresa Pilz
Wirtschaftsentwicklungsgesellschaft des Kreises Segeberg mbH
Gewerbeflächen- & Immobilienservice
Kurhausstraße 1
23795 Bad Segeberg
[+49 4551 908 62-16](tel:+4945519086216)
pilz@wks-se.de
www.wks-se.de